


Degree Show Exhibition plan - Luka Kille




**We
can
do it, too!**



**The girl
with the...**



**John and
Judy**



**The god-
dess of
beauty**




**The black
& white
kiss**



**The
guitar guy**




Square of wallpaper



<----->
50cm x 50cm

Square frame



<----->
20cm x 20cm

What I need:

- metal strings with clasps
- print outs (Posters)
- poster glue
- basic square frames (approx. 20cm x 20cm)
- 3,90 m of wall space
- sitting space

The 20 cm x 20 cm frames will hang from the ceiling attached by metal strings with clasps slightly floating 5 cm before the wall.

The frames will be in one design but I might paint them in different colours so they match the wallpaper and image.

I will need square frames that hold a 20x 20 cm image and can be quite basic.

On the wall will be 50 cm x 50 cm wallpaper squares differing with each images. Because wallpaper is expensive and limited in patterns I decided I would find images, print them as posters and glue them to the wall like a on an outdoors poster board.

The glue will make the paper look more like wallpaper than a poster.

(If directly gluing it to the wall is a problem I could attach a piece of wooden square onto the wall and poster out on there)

Below the images I would like to use the same technique suggested for the wallpaper to poster the name/description of the image onto the wall in a very subtle grey tone but very enlarged.

There are two reasons for that, first of all I can usually not read the text boxes next to images and I want to make mine more accessible for all needs and I also think it looks nice aesthetically.

Between the images I would like to leave at least 10 cm, if possible up to 20 cm. So In total I will need at least **3,90 m** of space (this includes the wings of the cubicle).

In addition I would really like to have some opportunity of sit down somewhere like a beanbag or little chairs, just because I feel like it would enhance the experience of engaging with the images.

I personally enjoy sitting in galleries and looking at a pictures for a bit longer and not just walking by which is why a place to sit would be a very welcomed part of my exhibition cubicle.